



Bioscience Biotechnology Research Communications

An Open Access International Journal

P-ISSN: 0974-6455 E-ISSN: 2321-4007



Bioscience Biotechnology Research Communications

An Open Access International Journal

Volume 12 Number 4 Oct-Dec 2019

Development of An Efficient Protocol For Rapid Propagation of *Curculigo Orchioides* Using Leaf Explant Culture

Research Articles - Upcoming, Volume 12 Number 4 Oct-Dec 2019

Tran Thi Linh Giang¹, Le Phan Quynh Nhu², Bui Van Thien¹, Trinh Thi Ben¹, Le Nguyen

Tu Linh¹, Vu Quang Dao¹, Nguyen Thi Tu Oanh¹, Le Huy Tuan³ and Bui Dinh Thach¹

Page Number :

DOI:

[HTML Full Text](#) | [XML](#) |

Views  62

Characteristics of Peptone from the Mackerel, *Scomber japonicus* Head by-Product as Bacterial Growth Media

Archives, Volume 12 Number 4 Oct-Dec 2019

Dwi Setijawati^{1,2}, Abdul A. Jaziri^{1,2,3*}, Hefti S. Yufidasari^{1,2}, Dian W. Wardani¹,
Mohammad D. Pratomo¹, Dinda Ersyah¹ and Nurul Huda^{4,5}

Page Number : 829-836

DOI: <http://dx.doi.org/10.21786/bbrc/12.4/1>

[HTML Full Text](#) | [\[Abstract\] XML](#) |

[PDF](#)

Views  197

[PDF Download](#)  10 |

Endomycorrhizae Enhances Reciprocal Resource Exchange Via Membrane Protein Induction

Archives, Volume 12 Number 4 Oct-Dec 2019

Faten Dhawi* 

Page Number : 837-843

DOI: <http://dx.doi.org/10.21786/bbrc/12.4/2>

[HTML Full Text](#) | [\[Abstract\] XML](#) |

[PDF](#)

Views  150

[PDF Download](#)  2 |

Does Prediabetic State Affects Dental Implant Health? A Systematic Review and Meta-Analysis

Archives, Uncategorized, Volume 12 Number 4 Oct-Dec 2019

Khulud Abdulrahman Al-Aali

Page Number : 844-854

DOI: <http://dx.doi.org/10.21786/bbrc/12.4/3>

[HTML Full Text](#) | [\[Abstract\] XML](#) |

[PDF](#)

Views  192

[PDF Download](#)  3 |

An Updated Review on the Spiders of Order Araneae from the Districts of Western Ghats of India

Archives, Uncategorized, Volume 12 Number 4 Oct-Dec 2019

Misal PK,*¹  Bendre NN,²  Pawar PA,³  Bhoite SH⁴  and Deshpande VY⁵ 

Page Number : 855-864

DOI: <http://dx.doi.org/10.21786/bbrc/12.4/4>

[HTML Full Text](#) | [\[Abstract\] XML](#) |

[PDF](#)

Views  321

[PDF Download](#)  7 |

The Reforms of the General Pension Scheme: Evidence From the Tunisian Health Insurance Fund

Archives, Volume 12 Number 4 Oct-Dec 2019

Mbarek Rahmoun^{1*}  and Bouri Amira²

Page Number : 865-875

DOI: <http://dx.doi.org/10.21786/bbrc/12.4/5>

[HTML Full Text](#) | [\[Abstract\] XML](#) |

[PDF](#)

Views  158

[PDF Download](#)  3 |

Synergetic Role of Endophytic Bacteria in Promoting Plant Growth and Exhibiting Antimicrobial Activities.

Archives, Volume 12 Number 4 Oct-Dec 2019

Bassam Oudh Al Johny

Page Number : 876-882

DOI: <http://dx.doi.org/10.21786/bbrc/12.4/6>

[HTML Full Text](#) | [\[Abstract\] XML](#) |

[PDF](#)

Views  153

[PDF Download](#)  7 |

Influence on Diabetic Pregnant Women with a Family History of Type 2 Diabetes

Archives, Volume 12 Number 4 Oct-Dec 2019

Sameera A. Al-Ghamdi^{1,2} 

Page Number : 883-888

DOI: <http://dx.doi.org/10.21786/bbrc/12.4/7>

[HTML Full Text](#) | [\[Abstract\] XML](#) |

[PDF](#)

Views  205

[PDF Download](#)  5 |

Remediation of Animals, Plant and Insect Toxic Metal, Cadmium through Hyperaccumulator Plant, *Solanum nigrum*

Archives, Volume 12 Number 4 Oct-Dec 2019

Ihsan Ullah*

Page Number : 889-893

DOI: <http://dx.doi.org/10.21786/bbrc/12.4/8>

[HTML Full Text](#) | [\[Abstract\] XML](#) |

[PDF](#)

Views  166

[PDF Download](#)  3 |

Biorefinery Sequential Extraction of Alginate by Conventional and Hydrothermal Fucoidan from the Brown Alga, *Sargassum cristaefolium*

Archives, Volume 12 Number 4 Oct-Dec 2019

Sugiono Sugiono^{*1}  and Doni Ferdiansyah²

[Call For Papers](#)

[Submit Paper](#)

[Copyright Form](#)

[Subscription Form](#)



**A New Edition of Web of Science
Thomson Reuters ISI Web of Science Now
Clarivate Analytics ESCI Was USA**



Cross Reference USA

**Biosc. Biotech. Res. Comm. Referenced in NCBI DBs NCBI National Library of
Medicine (NLM) USA.**

**NLM ID: 101703647(Serial)
NLM Title Abbreviation :Biosc. Biotech.Res.Comm.**

[NLM Catalog Link](#)

Google Scholar Citations



Biorefinery Sequential Extraction of Alginate by Conventional and Hydrothermal Fucoidan from the Brown Alga, *Sargassum cristaeifolium*

by Sugiono Sugiono

Submission date: 18-Dec-2021 01:48PM (UTC+0700)

Submission ID: 1733281874

File name: hermal_Fucoidan_from_the_Brown_Alga,_Sargassum_cristaeifolium.pdf (1M)

Word count: 4991

Character count: 27043

Biorefinery Sequential Extraction of Alginate by Conventional and Hydrothermal Fucoidan from the Brown Alga, *Sargassum cristaefolium*

Sugiono Sugiono*¹ and Doni Ferdiansyah²

^{1,2}Departement of Fisheries Science, Faculty of Agriculture, Madura Islamic University, Pamekasan 69351, Indonesia

ABSTRACT

Brown algae has a fucoidan and alginate bioactive components with different characteristics. Brown algae has a great potential as feedstock for biorefinery alginate and fucoidan extraction which is integrated. Alkaline extraction process parameters in the sequential fucoidan and alginate extraction are integrated affected to the characteristics of alginate and fucoidan from brown alga *Sargassum cristaefolium*. This study aims to understand the effect of the parameters of the alkaline extraction process on multiple responses alginate and fucoidan yields, and determine the optimal alkaline extraction process in the integrated alginate and fucoidan sequential extraction processes according to the concept of industrial biorefinery. Box Bhenken Design from the response surface method was used to understand the effect of process parameters temperature, time and Na₂CO₃ levels on the multiple responses alginate (yield, intrinsic viscosity, molecular weight) and fucoidan yield. The results showed that the alkaline extraction process parameters significantly affected on the multiple responses alginate and fucoidan yield with quadratic pattern. The optimal conditions occur at a temperature of 57.02 °C, time of 123.96 min, and Na₂CO₃ concentration of 2.66%. Under the optimal point, the yield of alginate was 34.51 ± 0.87%, intrinsic viscosity was 409.72 ± 7.59 ml/g, molecular weight of alginate was 194.08 ± 3.65 kDa and fucoidan yield was 1.81 ± 0.06%.

KEY WORDS: FUCOIDAN, ALGINATE, BIOREFINERY, ALKALINE-TREATMENT, SARGASSUM CRISTAEOFOLIUM.

ARTICLE INFORMATION

*Corresponding Author: yonosugiono78@yahoo.co.id

Received 17th Oct 2019

Accepted after revision 15th Dec 2019

Print ISSN: 0974-6455 Online ISSN: 2321-4007

CODEN: BBRCBA

Thomson Reuters ISI Web of Science Clarivate Analytics
USA and Crossref Indexed Journal



NAAS Journal Score 2019 (4.38) SJIF: 2019 (4.196)
A Society of Science and Nature Publication, Bhopal India
2019. All rights reserved.

Online Contents Available at: <http://www.bbrc.in/>
DOI: 10.21786/bbrc/12.4/9

INTRODUCTION

Brown algae has a fucoidan and alginate bioactive components with different characteristics (Rioux et al., 2007; Torres et al., 2007; Draget and Taylor, 2011). The function of alginates works as thickener and gelling agent, while alginate gels are thermostable (Rahelivao et al., 2013; Sellimi et al., 2015). Alginate is widely used in non-food and food industries (Poncelet et al., 1999; Gomez et al., 2009), in the field of pharmaceutical, alginate is used as a slow release of drugs (pharmaceuticals) and antitumor compounds (Sousa et al., 2007; Moebus et al., 2012; Wang et al., 2010; Jensen et al., 2012). The fucoidan works as an anti-inflammatory, anti-tumor, anti-cancer, and immunomodulatory compound (Asker et al., 2007; Ye et al., 2008; Kim et al. 2010; Ale et al., 2011; Costa et al., 2011).

Brown algae has great potential as a feedstock process of bio-refinery alginate extraction and integrated fucoidan (Jung et al., 2013; Ruiz et al., 2013), however this potential cannot be optimally utilized to produce alginate and fucoidan to meet domestic needs. The problem of the fucoidan and alginate sequential extraction on bio-refinery process is low fucoidan yield. This is because fucoidan extraction with acid treatment is carried out at low temperatures and when done at high temperatures, the results show degradation of the alginate polymer chains that indicates this method is not effective (Sugiono and Ferdiansyah, 2018). Therefore, an alternative extraction is necessary for more effective methods that can produce high yield fucoidan with good quality, namely the conventional alginate extraction bio-refinery process and algae residues as feedstock for hydrothermal extraction of fucoidan.

Alginates work as polar and in sodium carbonate solution, alginate extraction with sodium carbonate solution can produce alginates with high yield and viscosity. While fucoidan is polar soluble in acidic solutions and water. Hydrothermal fucoidan extraction can produce fucoidan with low molecular weight and high yield (Quitain et al., 2013). Low fucoidan molecular weight has higher bioactive properties than large fucoidan molecular weight. This is the

basis for the development of the conventional alginate extraction bio-refinery process and hydrothermal fucoidan extraction. However, the effect of the alkaline treatment conditions on multiple responses of alginate and fucoidan through an integrated process is not yet known. Some researchers have used alkaline treatment for sequential extraction of alginate and fucoidan to characterize (Rioux et al., 2007), but it does not refer to the perspective of industrial bio-refinery. Therefore, it is essentially needed for optimal alkali treatment conditions in the bio-refinery extraction process of alginate and fucoidan from brown algae so that it can produce high yields and good quality. In this study optimization parameters of Na_2CO_3 , temperature and time of conventional alginate extraction and integrated fucoidan hydrothermal will be carried out.

MATERIALS AND METHODS

Materials and reagents: Brown algae *Sargassum cristaefolium* was obtained from Poteran Island in Sumenep, Madura, and collected in Maret 2019. Chemicals (distilled water, ethanol 99.8%, Na_2CO_3) for extraction and analysis were analytical grade.

Sample preparation: The Brown algae washed with fresh water until it is clean, then dried under the sun to reach 13% moisture content. Dried brown algae are processed with a coffee grinder and filtered with a 60 mesh filter (Lorbeer et al., 2015). Brown algae were immersed in a 96% Etoh for overnight to remove phenol and protein components, washed and dried at 45 °C for 6 hours (Ale et al. 2012).

Sample preparation: 10 g of brown algae were added with Na_2CO_3 solution with a concentration of 1-5%, solvent ratio 1:20 (w/v). Alginate is extracted conventionally with a water temperature of 30-90 °C for 60-180 min (Lorbeer et al., 2015). Then cooled and filtered with a filter press cloth so that the residue A and filtrate are obtained. The alginate filtrate was added with a 96% ethanol ratio of 1: 2 (v / v) left for 2 hours and filtered. Alginate is washed twice with 70% and 96% of ethanol then filtered and pressed, the alginate is dried in an oven at 45 °C for 24 hours and milled on 60 mesh.

Fucoidan extraction: Residue A of alginate extraction was dissolved in 1:60 (w/v) ratio distilled water, and hydrothermally extracted using ECOPAN VITA + Smart Pressure Cooker (90 KPa) for 3 hours. Then the residue and filtrate are separated. Fucoidan filtrate added with ethanol 96% ratio of 1: 2 (v/v) was left overnight, fucoidan were separated by centrifugation speed of 7000 rpm for 10 minutes. The fucoidan are collected and dried with a vacuum dryer at 45 °C for 16 hours (Ale et al., 2012).

Experimental design and statistical analysis: The experimental design used in this study is the Box Behnken Design from the response surface method. The parameters and levels studied were temperature (30, 60, 90 °C), duration (60, 120, 180 min) and Na₂CO₃ levels (1, 3, 5%) coded +1, 0, and -1 (Table 1). Actual variables and codes with 3 central point replications are presented in Table 2, the total number of experiments was 15 treatments (Montgomery, 2005). The central point chosen in this study is the result of previous studies. The yield of alginate extract (%), intrinsic viscosity (ml/g), molecular weight (kDa) and fucoidan yield (%) of the BBD design were analyzed response surface regression and the accuracy of the polynomial model (eq. 1).

$$y = \beta_0 + \sum_{i=1}^3 \beta_i x_i + \sum_{i=1}^3 \beta_{ii} x_i^2 + \sum_{i=1}^2 \sum_{j=i+1}^3 \beta_{ij} x_i x_j \quad (1)$$

Yield: Yield was calculated based of ratio between alginate or fucoidan weight over to initial wight of brown algae, and then multiplied 100 % (Lorbeer et al., 2015).

Intrinsic viscosity: Intrinsic viscosity of alginate was determined by using capillary viscometer Ubbelohde (Canon, USA), capillary diameter of 0.56 and employer at temperature 25 °C. 30 mg alginate was diluted in 10 ml aquabides, stirred for 5 hour at room temperature (25 °C), and then made serial concentration of 0.05-0.3 g/dL. Flow time of solution (t) relative to flow time of solvent (t₀). The intrinsic viscosity was determined by extrapolating from equation η_{sp}/c (eq. 5) until zero concentration (Chee et al., 2011).

$$\text{Relative viscosity,} \quad \eta = \frac{c}{c_0} \quad (2)$$

$$\text{Specific viscosity,} \quad \eta_{sp} = \eta - 1 \quad (3)$$

$$\text{Reduction viscosity,} \quad \frac{\eta_{sp}}{c} = \frac{\eta - 1}{c} \quad (4)$$

$$\text{Intrinsic viscosity,} \quad [\eta] = \frac{\eta_{sp}}{c} \quad (5)$$

Molecular weight: Alginate molecular weight was calculated based relationship between averaged intrinsic viscosity and molecular weight by using Mark-Houwink equation (eq. 6), where k=0.023 dL/g and a=0.984 (Clementi et al., 1998).

$$[\eta] = k M_w^a \quad (6)$$

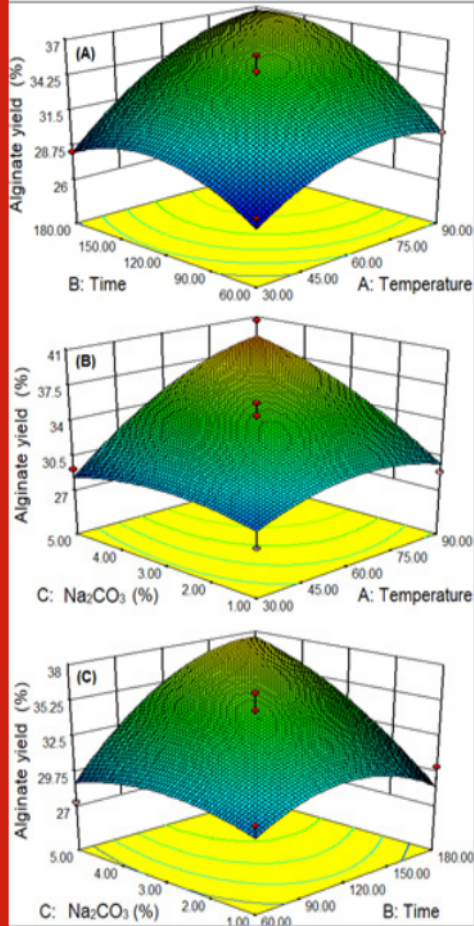
Where $[\eta]$ is intrinsic viscosity in dL/g, M_w = molecular weight in kDa

RESULTS AND DISCUSSION

Alginate yield: The results showed that the extraction process parameters (temperature, time, concentration of Na₂CO₃) on the yield of alginate was obtained yield of alginate within a range between 27.1-40.6% (Table 2). The higher the temperature, extraction time and concentration of Na₂CO₃, the yield of alginate tends to increase with a higher temperature, extraction time, and concentration of Na₂CO₃. The cell walls of brown algae become softer and expand with increasing temperature, time and concentration of Na₂CO₃ so that alginate extractability increases. Fertah et al. (2014) states that the higher the extraction process parameters (temperature and time), the higher the yield obtained until it reaches the optimal point after it decreases. Brown algal cell walls are increasingly porous as a result of higher temperatures and extraction times (Hernandez-Carmona et al., 1999; Torres et al., 2007).

The results of the study (Figure 1) showed that the extraction process parameters had a significant effect (P <0.05) on alginate yield. Alginate yield is higher with the increasing temperature, time and concentration of Na₂CO₃ with quadratic pattern. The highest alginate yield of 40.6% occurred at 90 °C, 120 min and 5% Na₂CO₃ of concentration, while the lowest alginate yield was 27.1% at 30 °C, 180 min and 1% Na₂CO₃ of concentration. The results of this study are aligned with the

Figure 1. Response surface plot of the effect of parameters alkaline extraction process on the alginate yield



mentioned literature (Rahelivao et al., 2013; Lorbeer et al., 2015; Sugiono et al., 2019b).

Intrinsic viscosity: The parameters of the extraction process temperature, time and concentration of different Na₂CO₃ obtained an intrinsic viscosity of alginate that increased at 60 °C, 120 min and concentration of 3% then decreased at 90 °C, 180 min, and 5% of Na₂CO₃ concentration. The highest intrinsic viscosity is obtained for 412.06 ml/g at a temperature of 60 °C, 120 minutes and a concentration of

3%. The lowest intrinsic viscosity at 90 °C, 180 min³, and 5% of concentration is 65.92 ml/g. The results of this¹ study are in accordance with that reported by Rahelivao et al. (2013), Fenorodosa et al. (2010) and Torres et al. (2009). The parameters of 1-5% Na₂CO₃ concentration, temperature of 30-90 oC and extraction time of 60-180 min had a significant effect (P <0.05) with a quadratic pattern on the intrinsic viscosity of *Sargassum cristaefolium* alginate (Figure 2). Intrinsic viscosity of alginate increases with the higher extraction parameters and then decreases after reaching optimal points.

This matter can be explained by several phenomena: first, increasing the process parameters causes the algae cell wall to expand and soft so that the extraction of alginate of large molecular weight increases. Second, the low intrinsic viscosity at 1% Na₂CO₃ concentration because of the long chain polymer alginate is not extracted, so that the viscosity is low. Third, the decrease in intrinsic viscosity of alginate at 5% Na₂CO₃ concentration is produced as a result of the degradation of the alginate polymer chain (Smidsrod et al., 1969; Haug et al., 1967). The degradation of the main chain of alginate polym¹ increases rapidly at 90 oC and 180 minutes (Hernandez-Carmona et al., 1999; Lorbeer et al., 2015; Silva et al., 2015; Sugiono et al., 2019a).

Molecular weight: Biorefinery process parameters extraction on temperature, time and concentration

Table 1. Coded and actual of independent variables

Independent variables	Symbols	Variables	
		Coded	Actual
Temperature (°C)	x1	-1	30
		0	60
		+1	90
Time (min)	x2	-1	60
		0	120
		+1	180
Na ₂ CO ₃ (%)	x3	-1	1
		0	3
		+1	5

Table 2. Box-Behnken Design from RSM and responses

No	Actual variables		Na ₂ CO ₃	Fucoidan yield (%)	Responses		Molecular weight (kDa)
	Temperature (°C)	Time (min)			Alginate yield (%)	Intrinsic viscosity (ml/g)	
2	60	180	1	1.92	30.12	140.15	65.14
3	90	120	1	0.75	28.90	135.73	63.05
4	30	180	3	1.72	28.21	260.21	122.18
6	90	120	5	0.20	40.60	65.92	29.83
7	30	120	1	1.50	27.10	149.61	69.61
8	60	60	5	0.22	27.32	113.45	52.55
9	90	60	3	0.27	29.80	198.61	92.84
10	30	60	3	0.25	27.48	267.92	125.86
12	30	120	5	0.26	29.13	112.55	52.130
13	60	180	5	1.23	36.74	97.32	44.97
14	90	180	3	1.78	35.98	195.40	91.32
15	60	60	1	1.54	29.85	287.42	135.17
1	60	120	3	1.81	35.80	407.21	192.59
5	60	120	3	1.91	34.54	412.06	194.93
11	60	120	3	1.72	33.21	392.56	185.55
Pred.	57.02	123.99	2.66	1.92±0.17a	33.12±0.82b	404.73±18.55c	191.38±8.81d
Valid	57.02	123.99	2.66	1.81±0.06a	34.51±0.87b	409.72±7.59c	194.08±3.65d

Table 3. Polynomial models, significance codes and fitting models

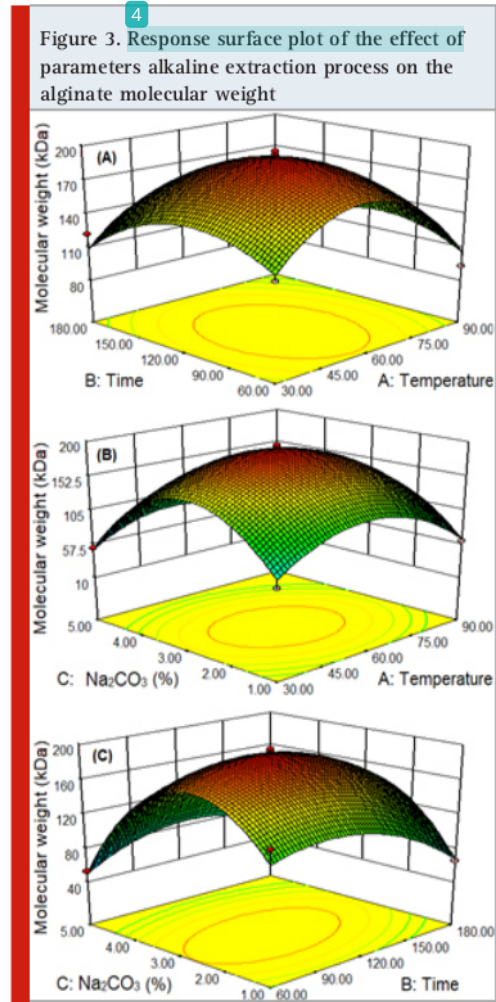
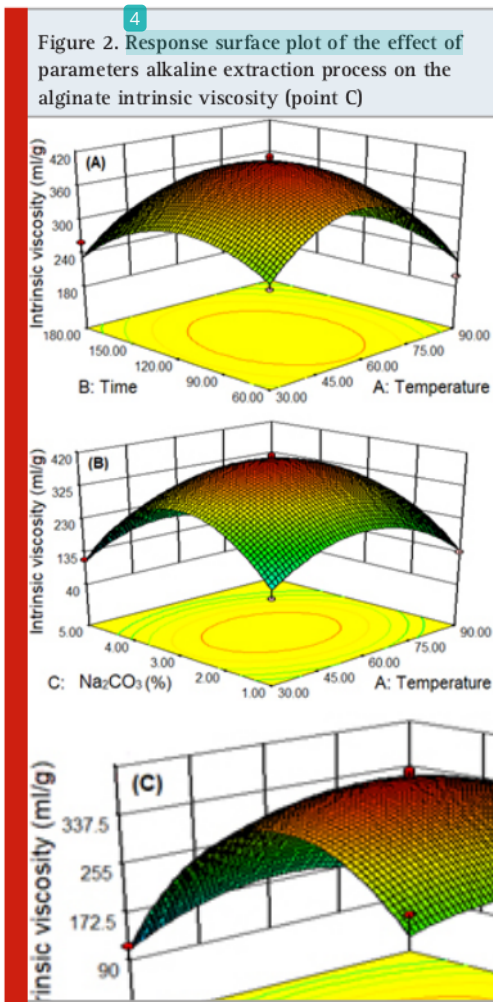
Coefficient	Fucoidan yield (%)	Alginate yield (%)	Intrinsic viscosity (ml/g)	Molecular weight (kDa)
Intercept				
β_0	+1.81	+31.65	+403.94	+191.02
<i>Linear value</i>				
β_1	-0.091ns	+2.92*	-24.33ns	-11.59ns
β_2	+0.55**	+2.07ns	-21.79ns	-10.35ns
β_3	-0.48**	2.23 ns	-40.46*	-19.19*
<i>Quadratic</i>				
β_{11}	-0.68**	-1.86 ns	-108.52**	-51.89**
β_{22}	0.13ns	-2.29 ns	-64.89*	-31.09*
β_{33}	-0.46*	-1.22 ns	-179.47**	-85.48**
<i>Cross product</i>				
β_{12}	+1.00ns	+1.36ns	+1.13ns	+0.54ns
β_{13}	0.17ns	+2.42*	-8.19 ns	-3.94 ns
β_{23}	0.16ns	+2.29 ns	+32.78 ns	+15.61ns
<i>Fitting model</i>				
<i>P value</i>	0.0145*	0.0205*	0.0578*	0.0022**
<i>Lack of Fit</i>	0.0611ns	0.2778ns	0.7914ns	0.059ns
<i>R2</i>	0.9393	0.9296	0.9723	0.9725

Equation of the type $Y = \beta_0 + \beta_1 X_1 + \beta_2 X_2 + \beta_3 X_3 + \beta_{11} X_1^2 + \beta_{22} X_2^2 + \beta_{33} X_3^2 + \beta_{12} X_1 X_2 + \beta_{13} X_1 X_3 + \beta_{23} X_2 X_3 + \beta_{111} X_1^3 + \beta_{222} X_2^3 + \beta_{333} X_3^3$

Significance codes: ***= P < 0.001
 ** = 0.001 < P < 0.01
 * = 0.01 < P < 0.05
 ns = P > 0.05

of Na_2CO_3 to the molecular weight of *Sargassum cristaefolium*, obtained alginate molecular weight with a range of 29.83-194.93 kDa (Table 2). The highest molecular weight of alginate occurs at 60 °C, 120 min and 3% of Na_2CO_3 concentration, while the lowest alginate molecular weight occurs at 30 °C, 120 min and 5% Na_2CO_3 concentration. The parameters of the extraction process on temperature, time and concentration of Na_2CO_3 have a positive effect on the molecular weight of alginate up to 60 °C, 120 min and 3% Na_2CO_3 , decreasing at 90 °C and 5% of concentration within 60-180 min. The results of this study are consistent with the reported

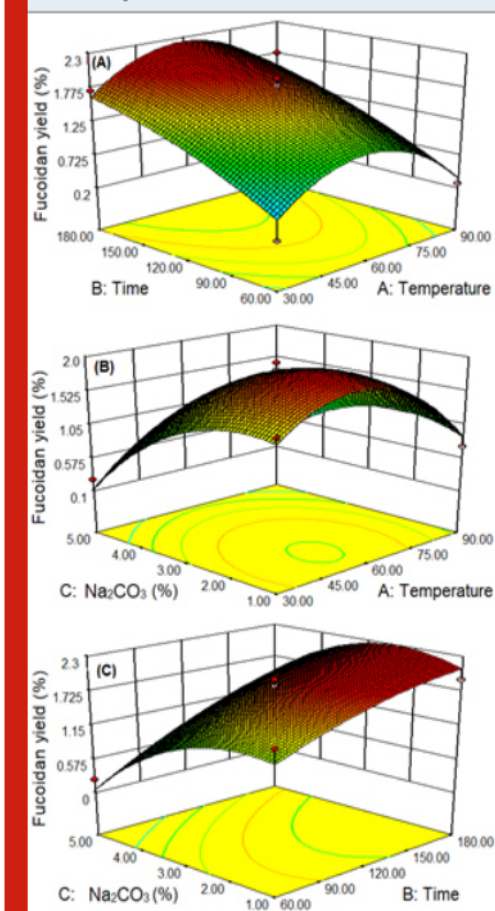
by Fertah et al. (2014), Hernandez-Carmona et al. (1999), and Sugiono et al. (2018). The effect of single factor extraction process of different temperature, time and Na_2CO_3 concentration significantly affected ($P < 0.05$) alginate molecular weight with quadratic pattern (Figure 3). The higher the extraction process parameters, the alginate molecular weight increases, then decreases after reaching the optimal point. This can be explained by several phenomena. First, the higher the parameters process, it will cause the algae cell walls to become soft so that long chain alginates are extracted. Second, at 5% Na_2CO_3 concentration, the alginate molecular weight



is low due to the beta elimination reaction and the degradation of the alginate polymer chain (Hernandez-Carmona et al., 1999; Smidsrod et al., 1969). Third, at low concentrations of Na_2CO_3 alginate polymer, degradation occurs due to hydrolysis catalyzed by protons (Smidsrod et al., 1963). Alginate extraction from brown algae in a solution of pH 12 Na_2CO_3 obtained low molecular weight alginate as a result of the degradation of the alginate polymer chain, this is proven by the low intrinsic viscosity of alginate (Sugiono et al., 2019b).

Fucoidan yield: The results showed that the effect

4 Figure 4. Response surface plot of the effect of parameters alkaline extraction process on the fucoidan yield



of different extraction parameters of temperature, time and concentration of Na_2CO_3 on the alginate and fucoidan sequential extraction processes of fucoidan yields, it is obtained fucoidan yield ranged from 0.2-1.96%. The highest fucoidan yield occurred at 60 °C, 120 minutes and 3% concentration, while the lowest fucoidan yield occurred at 90 °C, 120 minutes and 5% Na_2CO_3 concentration. The results of this study are consistent with those mentioned in the literature (Ale et al., 2012; Sugiono et al., 2014; Lorbeer et al., 2015). The different extraction process parameters (4 temperature, time and concentration of Na_2CO_3) had a significant effect ($P < 0.05$) on the yield of fucoidan (Figure 4). The higher the extraction process parameters, the higher the fucoidan yield obtained, then it decreases after reaching the optimal point.

The results of this study are in accordance with that reported by Qiao et al. (2009), Rodriguez et al. (2010), and Lorbeer et al. (2015). The increase of the temperature parameters and the concentration of Na_2CO_3 causes the algae cell walls to become brittle, in that case fucoidan is easily extracted. At 90 °C and Na_2CO_3 concentration 5%, fucoidan yield decreased because it was suspected that some of the fucoidan was extracted and dissolved as impurities during alginate extraction. Sugiono et al. (2019a) reported that the increasing Na_2CO_3 concentrations in the alginate extraction process would cause the algae cell wall to expand and soft, while the fucoidan is also extracted and dissolved as an impurity.

Fitting models: Box Behnken Design (BBD) from the response surface method with three central point replications used to test the effect of three variables (temperature, time and Na_2CO_3) sequential extraction of alginate and fucoidan against alginate yield, intrinsic viscosity, alginate molecular weight and fucoidan yield. The second order polynomial model of multiple responses alginate and fucoidan yield is presented in Table 3. Evaluation of the accuracy of the quadratic model of alginate yield response, intrinsic viscosity, alginate molecular weight and fucoidan yield based on parameters of model significance, correlation coefficient and lack of fit are presented in Table 3. The model compatibility

has a significance value of $P < 0.05$, $R^2 \geq 0.8$ and Lack of fit > 0.1 (Montgomery, 2005). The fitting model based on these parameters show that, the second-order of all response polynomial model is high adequate, P value in all the multiple response alginate and fucoidan yield is $< P=0.05$, there is no significance lack of fit because lack of fit value is more than 0.1 in all response and R^2 value more than 80% in all response.

Optimization and verification: Based on the results of the design expert version 7 program analysis, the optimal conditions for fucoidan and alginate sequential extraction occurred at 57.02 °C, 123.96 min, and 2.66% Na_2CO_3 concentration. The response of prediction value under optimal conditions is 33.93% alginate yield, 404.73 ml/g intrinsic viscosity, alginate molecular weight of 191.38 kDa and fucoidan yield 1.92% with desirability value of 0.989. The desirability value is close to 1 indicates that the predicted value of the Design Expert program has a high level of validity (Ale et al., 2012; Sugiono et al., 2019b).

The optimal process parameter conditions as predicted by the design expert program version 7 (57.02 °C, 123.96 min, Na_2CO_3 2.66%) were conducted with 3-replication verification experiments. The optimal point verification results obtained alginate yield $34.51 \pm 0.87\%$, intrinsic viscosity 409.72 ± 7.59 ml/g, alginate molecular weight 194.08 ± 3.65 kDa and fucoidant yield $1.81 \pm 0.06\%$. The results of verification of multiple responses alginate and fucoidan yield are in the range of predicted 95% PI high and 95% PI low. The paired t-test results found that between the predicted values of the program and the validation experiments were not significantly ($P > 0.05$), this indicates that the results of the validation experiments supported the results of the program analysis.

CONCLUSION

The bio-refinery of sequential alginate extraction through conventional and hydrothermal fucoidan has been succeeded to develop. This processes produces two products which are alginate and fucoidan. The temperature extraction, duration and Na_2CO_3 concentration process significantly affect to fucoidan yields and alginate multiple

response. The optimal condition of temperature and Na_2CO_3 concentration of bio-refinery extraction occurs at the temperature of 57.02 °C, 124.01 min and Na_2CO_3 concentration of 2.66%, with the value of fucoidan yield is $1.81 \pm 0.06\%$, alginate yield is $34.51 \pm 0.87\%$, intrinsic viscosity 409.72 ± 7.59 ml/g, and alginate molecular weight of 194.08 ± 3.65 kDa.

ACKNOWLEDGEMENT

Authors wish to acknowledge the funding support from Ministry of Research, Technology, and Higher Education of Rep. of Indonesia for financial support with contract number 055/SP2H/LT/K7/2019.

Conflict of Interest: The author state that in this study there were no conflict of interest.

REFERENCES

- Ale, M. T., Mikkelsen, J. D. and Meyer, A. S. (2011). Review: Important determinants for fucoidan bioactivity: A Critical Review of Structure-function relations and extraction methods for fucose-containing sulfated polysaccharides from brown seaweeds. *Marine Drugs*, 9: 2106-2130
- Ale, M.T., Mikkelsen, J. D. and Meyer, A.S. (2012). Designed optimization of a single-step extraction of fucose-containing sulfated polysaccharides from *Sargassum* sp. *Journal Applied Phycology*, doi:10.1007/s10811-011-9690-3.
- Asker, M. S., Mohamed S. F., Osama and Ali F. M. (2007). Chemical structure and antiviral activity of water-soluble sulfated polysaccharides from *Sargassum latifolium*. *Journal Applied Sciences Research*, 3(10): 1178-1185.
- Chee, S.Y., Wong, P.K., and Wong, C.L. (2011). Extraction and characterisation of alginate from brown seaweeds (Fucales, Phaeophyceae) collected from Port Dickson, Peninsular Malaysia. *Journal Applied Phycology*, 23:191-196
- Clementi, F., Mancini, M., Moresi, M. (1998). Rheology of alginate from *Azotobacter vinelandii* in aqueous dispersions. *Journal Food Engineering*, 36: 51-62
- Costa, S.L., 1,2, Telles, C.B.S., Oliveira, R. M., Leonardo, T.D.B.N., Nednaldo, D.D.S.,

- Rafael, B.G.C., Mariana, S.S.P.C., Jailma, A.L., Raniere, F.M.S., Ivan R.L., Albuquerque, Edda, L.I. and Hugo A.O.R. (2011). Antioxidant and antiproliferative activities of heterofucans from the seaweed *Sargassum filipendula*. *Marine Drugs*, 9: 952-966.
- Draget, Kurt I., and Taylor, C. (2011). Chemical, Physical and Biological Properties of Alginates and Their Biomedical Implications. *Food Hydrocolloids*, 25(2): 251-56.
- Fenorado, T.A., Ali, G., Delattre, C., Laroche, C., Petit, E., Wadouachi, A., and Michaud, P. (2010). Extraction and characterization of an alginate from the brown seaweed *Sargassum turbinarioides* Grunow. *Journal Applied Phycology*, 22: 131-137
- Fertah, M., Belfkira, A., Dahmane, E.M., Taurirte, M., Brouillette, A., and Taurirte, M. (2014). Extraction and characterization of sodium alginate from Moroccan *Laminaria digitata* brown seaweed. *Arabian Journal of Chemistry*, 5(3): 1878-1888
- Gomez, C.G., Lambrecht, M.V.P., Lozano, J.E., Rinaudo, M. and Villar, M.A. (2009). Influence of the extraction-purification condition on final properties of alginates obtained from brown algae (*Macrocystis pyrifera*). *International Journal of Biological Macromolecules*, 44: 365-371
- Hernandez-Carmona, G., McHugh, D.J., Arvizu-Higuera, D.L., and Rodriguez-Montesinos, Y.E. (1999). Pilot plant scale extraction of alginate from *Macrocystis pyrifera*. 1. Effect of pre-extraction treatments on yield and quality of alginate. *Journal of Applied Phycology*, 10: 507-513
- Jensen, M.G., Knudsen, J.C., Viereckb, N., Kristensen, M., and Astrup, A. (2012). Functionality of alginate based supplements for application in human appetite regulation. *Food Chemistry*, 132: 823-829
- Jung, K.A., Lim, S.R., Kim, Y., Park, J.M. (2013). Potentials of macroalgae as feedstocks for biorefinery. *Bioresource Technology*, 135: 182-190
- Kim, W.J., Koo, Y.K., Jung, M.K., Moon, H.R., Kim, S.M., Synytsya, I., Yun-Choi, H., H.S.Y., Kim, Y.S., Park, J.K., Park, Y. (2010). Anticoagulating Activities of Low-Molecular Weight Fuco-Oligosaccharides Prepared by Enzymatic Digestion of Fucoidan from the Sporophyll of Korean *Undaria pinnatifida*. *Arch Pharmaceutical Research*, 33(1): 125-131.
- Lorbeer, A. J., Lahnstein, J., Bulone, V., Nguyen, T., and Zhang, W. (2015) Multiple-response optimization of the acidic treatment of the brown alga *Ecklonia radiata* for the sequential extraction of fucoidan and alginate. *Bioresource Technology*, 197: 302-309
- Moebus, K, Siepmann, J., and Bodmeier, R. (2012). Novel preparation techniques for alginate-polyoxamer microparticles controlling protein release on mucosal surfaces. *European Journal of Pharmaceutical Sciences*, 45: 358-366
- Montgomery, D.C. (2005). Response surface methods and designs. New York. USA: John Willy and Sons. Inc.
- Poncelet, D., Babak, V., Dulieu, C., and Picot, A. (1999). A physico-chemical approach to production of alginate beads by emulsification-internal ionotropic gelation. *Colloids and Surfaces A: Physicochemical and Engineering Aspects*, 155: 171-176
- Qiao, D., Hu, B., Gan, D., Sun, Y., Ye, H., Zeng, X. (2009). Extraction optimized by using response surface methodology, purification and preliminary characterization of polysaccharide from *Hyriopsis cumingi*. *Carbohydr Polym.* 76:422-429.
- Quitain, A.T., Kai, T., Sasaki, M., Goto, M. (2013). Microwave- hydrothermal extraction and degradation of fucoidan from supercritical carbon dioxide deoiled *Undaria pinnatifida*. *Industrial and Engineering Chemistry Research.* 52(23): 7940-7946
- Rahelivao, Pascaline, M., Andriamanantoanina, H., Heyraud, A., and Rinaudo, M. (2013). Structure and Properties of Three Alginates from Madagascar Seacoast Algae. *Food Hydrocolloids* 32(1): 143-46.
- Rioux, L.E., Turgeon, S.L., and Beaulieu, M. (2007). Characterization of polysaccharides extracted from brown seaweeds. *Carbohydrates polymers*, 69. 530-537.
- Rodriguez-Jasso, R.M., Mussatto, S.I., Pastrana, L., Aguilar, C.N. and Teixeira, J.A. (2011). Microwave-assisted extraction of sulfated polysaccharides (fucoidan) from brown seaweed. *Carbohydrate Polymers*, 86: 1137-1144
- Ruiz, H. A., Rosa, M., Rodriguez-Jasso, Bruno D., Fernandes, Antonio, A., Vicente, Jose A.,

- Teixeira. (2013). Hydrothermal processing, as an alternative for upgrading agriculture residues and marine biomass according to the biorefinery concept: A review. *Renewable and Sustainable Energy Reviews*, 21: 35–51
- Sellimi, S., Younes, I., Ayed, H.B., Maalej, H., Montero, V., Rinaudo, M., Dahia, M., Mechichi, T., Hajji, M., Nasri, M. (2015). Structural, physicochemical and antioxidant properties of sodium alginate isolated from a Tunisian brown seaweed. *International Journal of Biological Macromolecules*, 72: 1358–1367
- Silva, M., Gomes, F., Oliveira, F., Morais, S., and Delerue-matos, C. (2015). Microwave-Assisted Alginate Extraction from Portuguese *Saccorhiza polyschides* – Influence of Acid Pretreatment, *World Academy of Science, Engineering and Technology. International Journal of Chemical, Nuclear, Materials and Metallurgical Engineering*, 9(1): 30–33
- Smidsrod, O., Haug, A., Larsen, B. (1963). Degradation of alginate in the presence of reducing compounds. *Acta Chemica Scandinavica*, 17(10): 2628–2637
- Smidsrod, O., Larsen, B., Painter and T. Haug, A. (1969). The role of intramolecular autocatalysis in the acid hydrolysis of polysaccharides containing 1,4-linked hexuronic acid. *Acta Chemica Scandinavica*, 23: 1573–1580
- Sousa, Alves de, A.P., Torres, M.R., Pessoa, C., Moraes, M.O.D., Filho, F.D.R., Alves, A.P.N.N., Costa-Lotufo, L.V. (2007). In vivo growth-inhibition of Sarcoma 180 tumor by alginates from brown seaweed *Sargassum vulgare*. *Carbohydrate Polymers*, 69: 7–13
- Sugiono, S., Ferdiansyah, D. (2018). Fucoïdan and alginate sequential biorefinery extraction: Effect of Pre-extraction Acid-treatment Against Intrinsic viscosity of alginate from brown alga *Sargassum cristaefolium*. *Food Science and Technology Journal*, 1(2): 44–51
- Sugiono, S., Masruri, M., Estiasih, T., Widjanarko S.B. (2019a). Optimization of extrusion-assisted extraction parameters and characterization of alginate from brown algae (*Sargassum cristaefolium*). *Journal of Food Science and Technology*, 56 (8): 3687–3696
- Sugiono, S., Masruri, M., Estiasih, T., Widjanarko S.B. (2019b). Structural and Rheological Characteristics of Alginate from *Sargassum cristaefolium* Extracted by Twin Screw Extruder, *Journal of Aquatic Food Product Technology*, 28 (9): 944–959
- Sugiono, S., Masruri, M., Estiasih, T., Widjanarko, S.B. (2018). Multiple-response optimization of the acidic pre-treatment of the brown alga *Sargassum cristaefolium* for the alginate extraction using twin screw extruder. *Bioscience research*, 15(2): 683–693
- Sugiono, Widjanarko, S.B., Adisoehono, L. (2014). Extraction Optimization by Response Surface Methodology and Characterization of Fucoïdan from Brown Seaweed *Sargassum polycystum*. *International Journal of ChemTech Research*, 6(1): 195–205
- Torres, M.R., Saosa, A.P.A., Filho E.A.T.S., Melo D.F., Feitosa J.P.A., Paula R.C.M.D., and Lima M.G.S. (2007). Extraction and physicochemical characterization of *Sargassum vulgare* alginate from Brazil. *Carbohydrate Research*, 342: 2067–2074
- Wang, J., Zhang Q., Zhang Z., Song H. and Li P. (2010). Potential antioxidant and anticoagulant capacity of low molecular weight fucoïdan fractions extracted from *Laminaria japonica*. *International Journal of Biological Macromolecul*, 46: 6–12.
- Ye, H., Wang K., Zhou C., Liu J. and Zeng X. (2008). Purification, antitumor and antioxidant activities in vitro of polysaccharide from the Brown Seaweed *Sargassum pallidum*. *Food Chemistry*, 111: 428–432.

Biorefinery Sequential Extraction of Alginate by Conventional and Hydrothermal Fucoidan from the Brown Alga, Sargassum cristaefolium

ORIGINALITY REPORT

8%

SIMILARITY INDEX

8%

INTERNET SOURCES

5%

PUBLICATIONS

2%

STUDENT PAPERS

PRIMARY SOURCES

- | | | |
|---|------------------------------------------------------------------------------------------------------------------------------------------------------------------------------------------------------------|----|
| 1 | proceeding.uim.ac.id
Internet Source | 2% |
| 2 | bb351c64-c646-4776-ac3a-545bb1879f04.filesusr.com
Internet Source | 1% |
| 3 | zombiedoc.com
Internet Source | 1% |
| 4 | Nicole S. Affrifah. "The effect of drying conditions on the development of the hard-to-cook defect in steam-treated cowpeas", International Journal of Food Science and Technology, 10/2006
Publication | 1% |
| 5 | İbrahim Bulduk. " Optimization of extraction techniques and RP-HPLC analysis of anti-Parkinson drug levodopa from flowers of . ", Acta Chromatographica, 2020
Publication | 1% |

6

Internet Source

1 %

7

www.biolreprod.org

Internet Source

1 %

Exclude quotes On

Exclude matches < 1%

Exclude bibliography On